
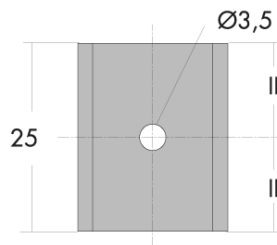
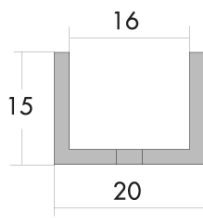


Weight (Kg/mt)	Width (mm)	Height (mm)	RTH (C/W)*	*Lenght (mm)
			18	25



FORATURA SUGGERITA PER: TO220  
HOLES LAYOUT FOR CASING: TO220

