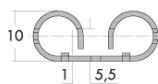
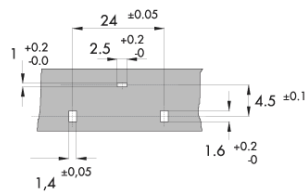
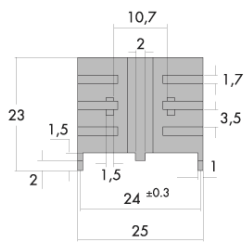


Weight (Kg/mt)	Width (mm)	Height (mm)	RTH (C/W)*	*Lenght (mm)
			32	20



FORATURA SUGGERITA PER: TO220
 HOLES LAYOUT FOR CASING: TO220

