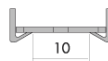
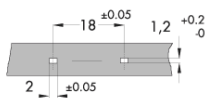
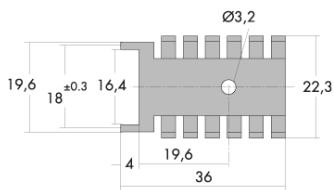


Weight (Kg/mt)	Width (mm)	Height (mm)	RTH (C/W)*	*Lenght (mm)
			14	36



FORATURA SUGGERITA SU PCB
RECOMMENDED PCB HOLES LAYOUT

FORATURA SUGGERITA PER: TO66 - TO220
HOLES LAYOUT FOR CASING: TO66 - TO220

